


Tri-County 211 Traffic Overview



Total Calls
10,766
-3%*



Total Referrals
20,875
-16%*



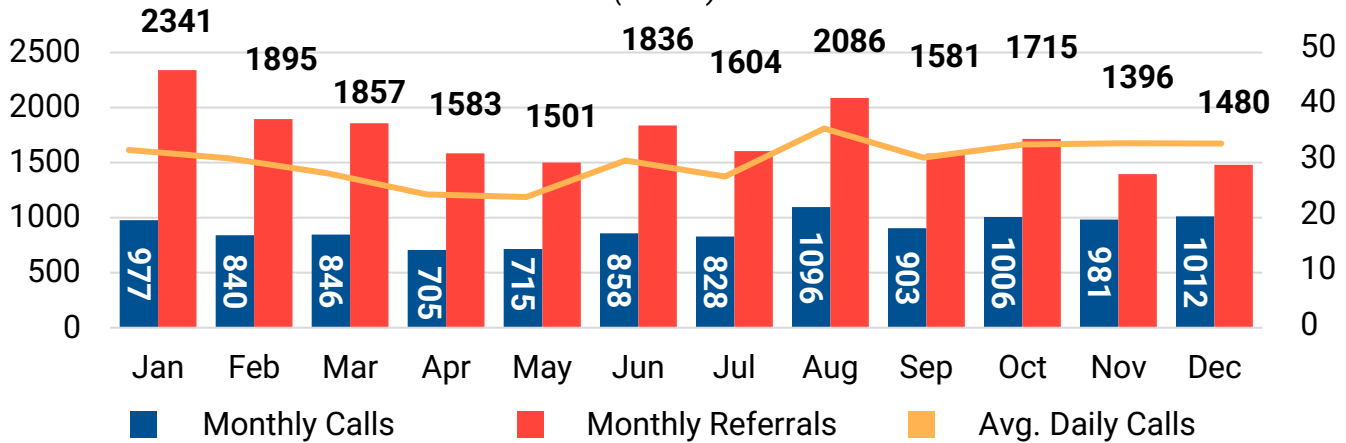
Website Visits
168,485**
45%*

Calls & Referrals

Tri-County 211 Activity - 2022

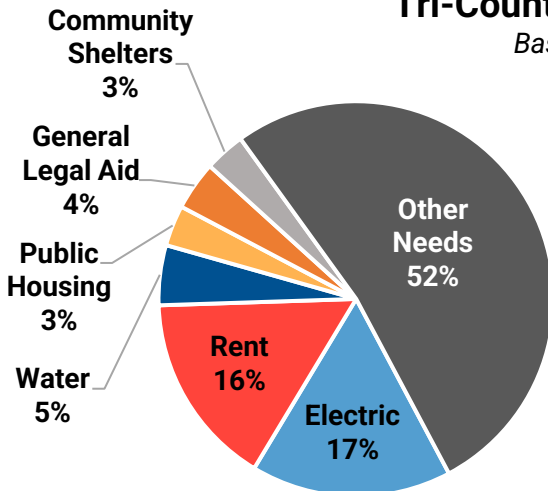
Monthly Calls (Blue) and Referrals (Red) + average calls per day per month (Yellow)

Daily Calls



Tri-County Needs Breakdown

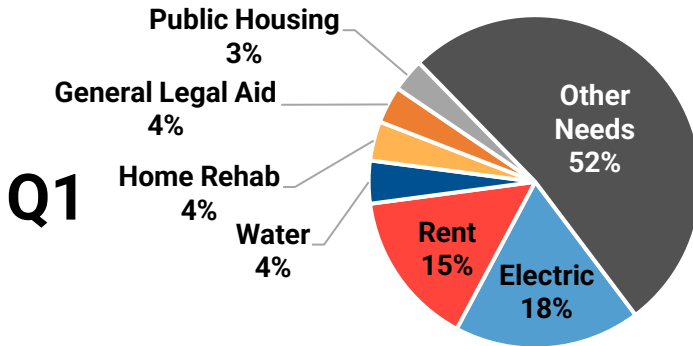
Based on Calls, 2022



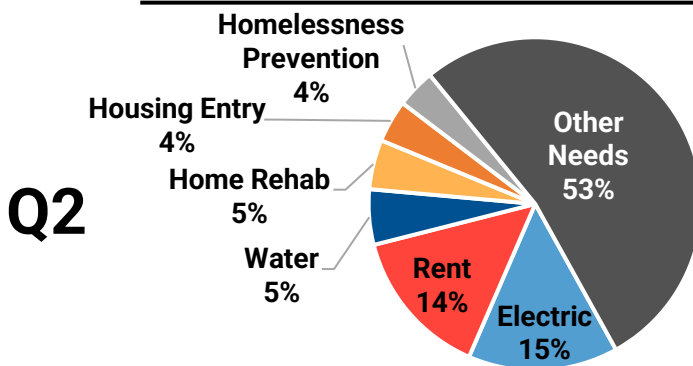
Need	Calls	Referrals	Change*
Electric	2,765	4,619	-14%
Rent	2,672	2,876	-18%
Water	827	1,807	-14%
General Legal Aid	674	761	196%
Public Housing	562	751	64%
Community Shelters	559	365	-6%
Other Needs	8,793	9,696	

* Compared to calls in 2021 ** SC statewide total

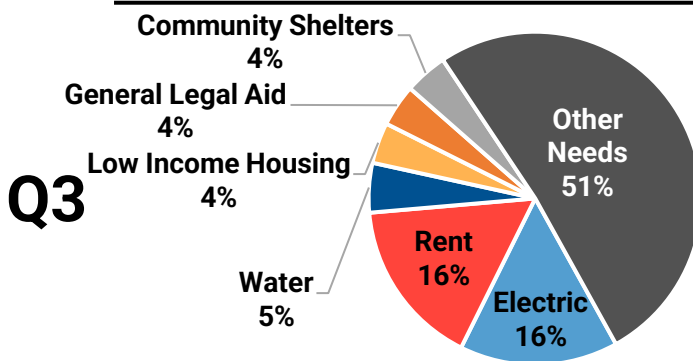
Tri-County Quarterly Needs Overview



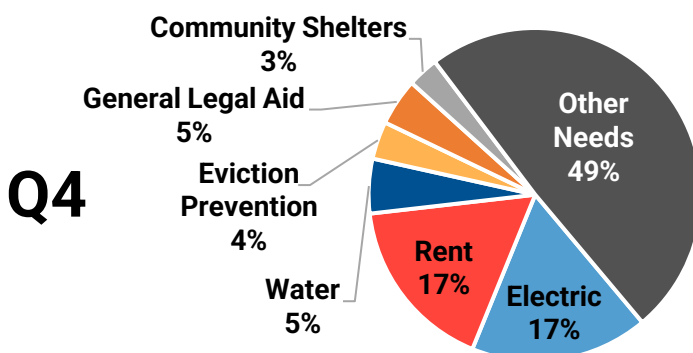
Need	Calls	Change*
Electric	730	-34%
Rent	609	-41%
Water	168	-37%
Home Rehabilitation Programs	154	16%
General Legal Aid	146	217%
Public Housing	129	84%
Other Needs	2,100	



Need	Calls	Change*
Electric	493	-22%
Rent	492	-22%
Water	182	-5%
Home Rehabilitation	163	11%
Housing Coordinated Entry	139	2217%
Homelessness Prevention Programs	127	1714%
Other Needs	1,789	




Need	Calls	Change*
Rent	755	-19%
Electric	714	-19%
Water	223	-19%
Community Shelters	193	-5%
General Legal Aid	189	205%
Low Income Housing	184	235%
Other Needs	2,379	



Need	Calls	Change*
Electric	828	39%
Rent	816	26%
Water	254	10%
General Legal Aid	219	184%
Eviction Prevention Legal Assistance	175	821%
Community Shelters	144	7%
Other Needs	2,358	

* Compared to calls in 2021

Tri-County Top 30 Needs - 2022



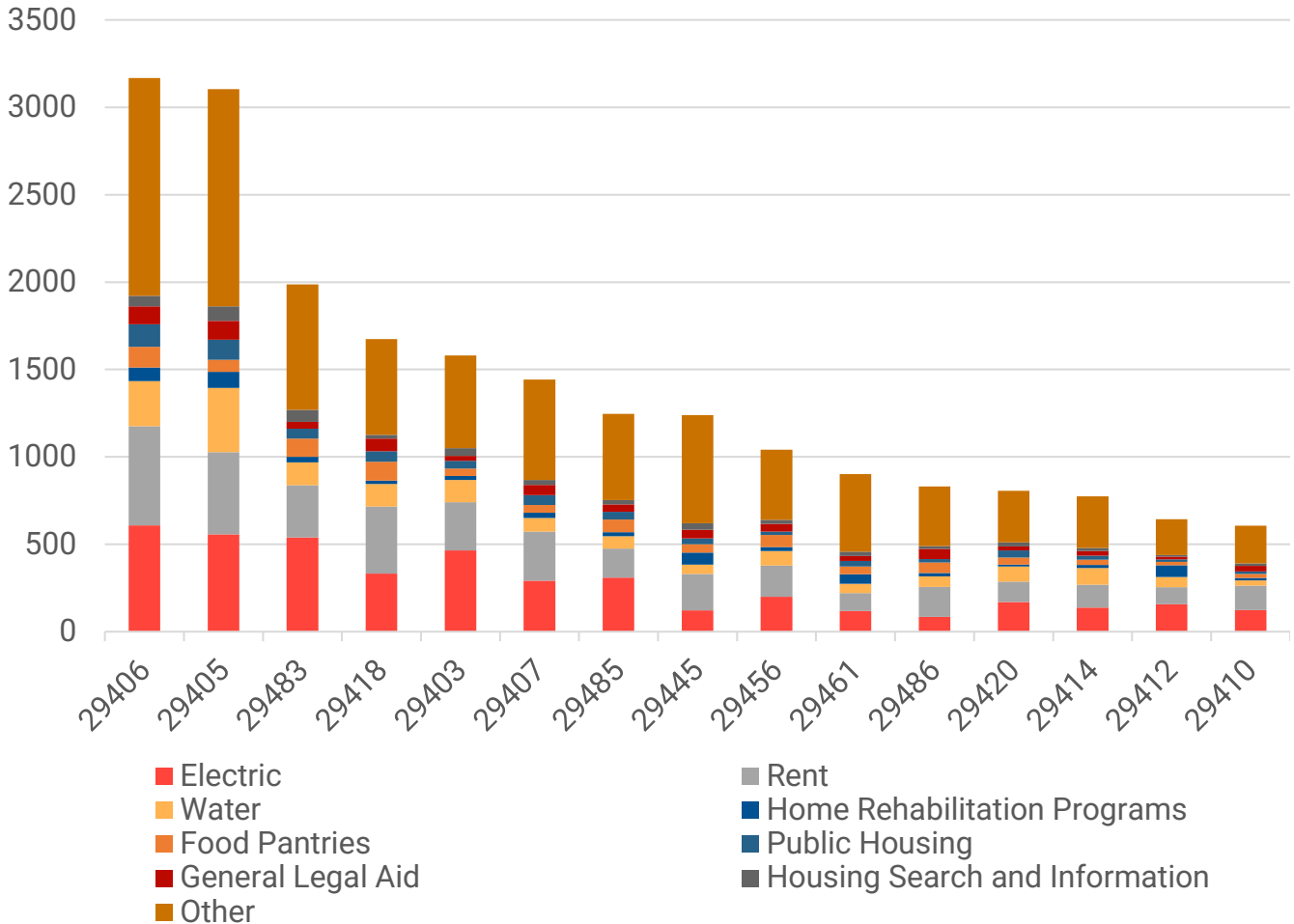
Need	Calls	Referrals	Change*
Electric Service Payment Assistance	2,765	4,619	-14%
Rent Payment Assistance	2,672	2,876	-18%
Water Service Payment Assistance	827	1,807	-14%
General Legal Aid	674	761	196%
Public Housing	562	751	64%
Community Shelters	559	365	-6%
Home Rehabilitation Programs	554	1,095	-2%
Homelessness Prevention Programs	530	549	190%
Low Income/Subsidized Private Rental Housing	512	239	170%
Housing Related Coordinated Entry	504	487	675%
Housing Search and Information	452	544	27%
Landlord/Tenant Assistance	401	402	318%
Eviction Prevention Legal Assistance	374	441	386%
Transitional Housing/Shelter	371	249	82%
Food Pantries	368	1,006	7%
Homeless Motel Vouchers	223	85	-60%
Rental Deposit Assistance	205	92	64%
Mortgage Payment Assistance	184	264	-40%
Extreme Weather Shelters	178	160	271%
Aging and Disability Resource Centers	140	126	-19%
Senior Housing Information and Referral	136	239	51%
Food Stamps/SNAP	114	115	19%
Rapid Re-Housing Programs	103	84	18%
Furniture	91	72	32%
Legal Services	89	106	536%
General Clothing Provision	87	203	45%
Domestic Violence Shelters	80	63	86%
Dental Care	76	174	-36%
Gas Service Payment Assistance	70	90	112%
Prescription Expense Assistance	64	178	-3%

* Compared to calls in 2021

Tri-County Zip Code Needs Breakdown (top 15 zip codes)

Zip Code	Electric	Rent	Water	Home Rehabilitation Programs	Food Pantries	Public Housing	General Legal Aid	Housing Search and Information	Other	*Grand Total
29406	608	568	258	78	117	130	102	61	1,246	3,168
29405	557	470	368	91	69	115	109	83	1,243	3,105
29483	539	298	131	32	105	56	40	68	718	1,987
29418	333	383	129	20	108	60	71	22	548	1,674
29403	464	277	126	24	42	45	28	44	530	1,580
29407	291	282	78	30	43	57	58	29	575	1,443
29485	309	166	71	23	72	45	43	24	493	1,246
29445	122	208	54	68	48	33	51	37	618	1,239
29456	200	179	82	23	69	19	45	22	402	1,041
29461	118	102	53	56	43	32	29	25	444	902
29486	84	173	60	19	60	20	58	15	341	830
29420	169	118	86	11	40	40	23	23	296	806
29414	137	132	95	17	31	22	28	17	296	775
29412	157	98	57	68	19	14	16	10	204	643
29410	123	141	30	14	23	14	31	14	216	606

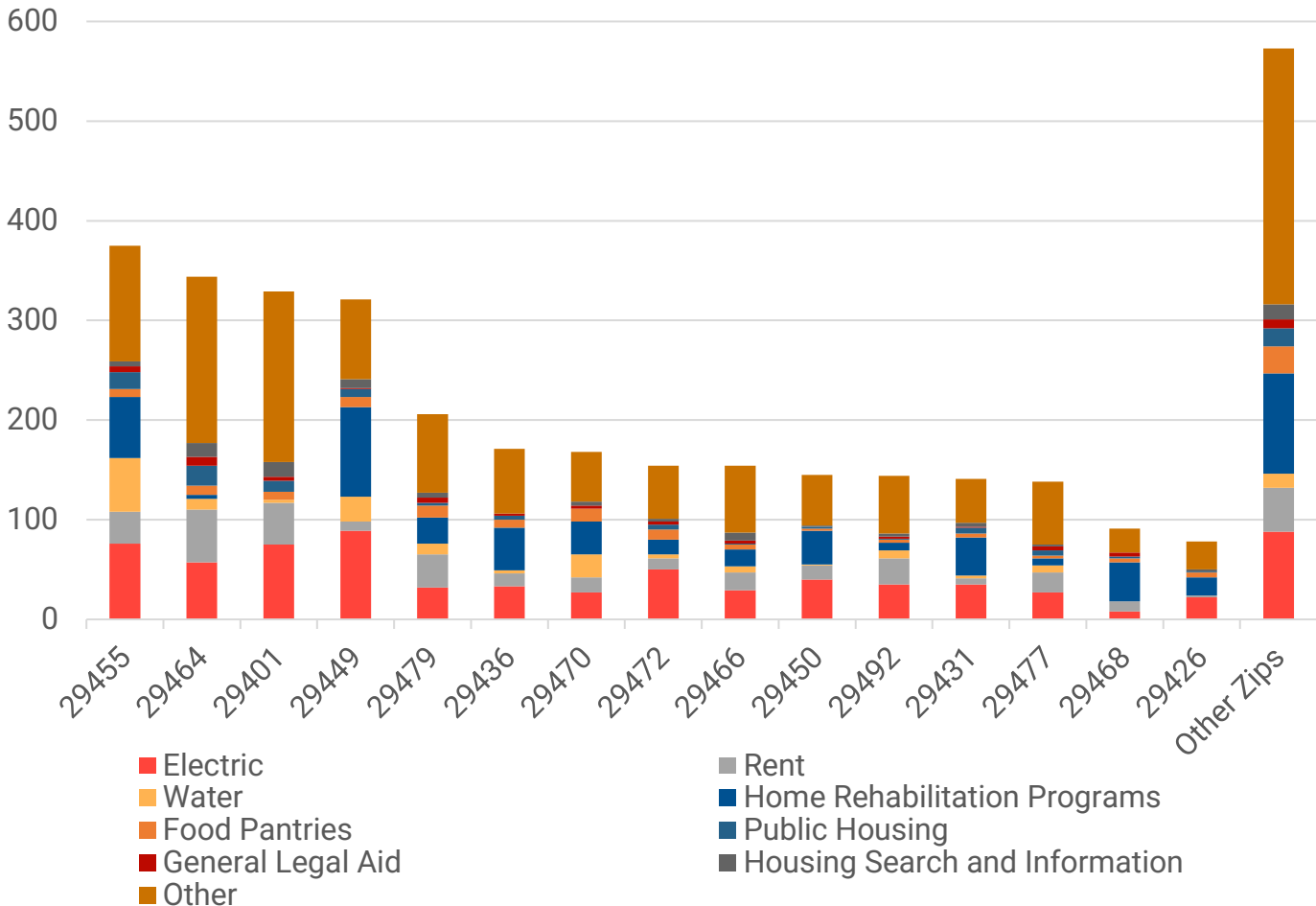
*Grand Total Need Count is **not** a representation of total calls in a given a zip code, but it refers to the number of needs identified on a call. Multiple needs can be identified on a single call.



Tri-County Zip Code Needs Breakdown (continued: remaining zip codes)

Zip Code	Electric	Rent	Water	Home Rehabilitation Programs	Food Pantries	Public Housing	General Legal Aid	Housing Search and Information	Other	*Grand Total
29455	76	32	54	61	8	17	6	5	116	375
29464	57	53	11	4	9	20	9	14	167	344
29401	75	42	3	0	8	11	4	15	171	329
29449	89	9	25	90	10	8	1	9	80	321
29479	32	33	11	26	12	3	5	5	79	206
29436	33	13	3	43	8	4	2	0	65	171
29470	27	15	23	33	13	0	3	4	50	168
29472	50	11	4	15	10	5	3	3	53	154
29466	29	18	6	17	5	1	3	8	67	154
29450	40	14	1	34	2	2	0	1	51	145
29492	35	26	8	8	3	1	2	3	58	144
29431	35	6	3	38	4	6	1	4	44	141
29477	27	20	7	7	3	5	4	2	63	138
29468	8	10	0	39	4	2	4	0	24	91
29426	22	2	0	18	5	1	0	2	28	78
Other Zips	88	44	14	101	27	18	9	15	257	573

*Grand Total Need Count is **not** a representation of total calls in a given zip code, but it refers to the number of needs identified on a call. Multiple needs can be identified on a single call.



Tri-County Top Needs by County - 2022

County	Calls	Referrals	Change
Berkeley	2483	4574	-1%
Charleston	6309	12430	2%
Dorchester	1974	3871	-16%

Need	Berkeley Calls	Charleston Calls	Dorchester Calls
Electric Service Payment Assistance	545	1618	602
Rent Payment Assistance	785	1481	406
Water Service Payment Assistance	142	557	128
General Legal Aid	192	385	97
Homelessness Prevention Programs	82	379	69
Housing Related Coordinated Entry	56	371	77
Community Shelters	116	341	102
Public Housing	106	330	126
Home Rehabilitation Programs	170	282	102
Low Income/Subsidized Private Rental Housing	158	277	77
Housing Search and Information	99	260	93
Eviction Prevention Legal Assistance	113	240	21
Transitional Housing/Shelter	74	236	61
Landlord/Tenant Assistance	111	233	57
Food Pantries	98	180	90
Homeless Motel Vouchers	27	175	21
Rental Deposit Assistance	35	134	36
Extreme Weather Shelters	28	127	23
Senior Housing Information and Referral	22	83	31
Aging and Disability Resource Centers	28	81	31
Food Stamps/SNAP	21	71	22
Rapid Re-Housing Programs	15	67	21
Mortgage Payment Assistance	70	59	55
Legal Services	20	54	15
Domestic Violence Shelters	13	50	17
Furniture	24	49	18
General Clothing Provision	26	47	14
Homeless Permanent Supportive Housing	9	43	5
Emergency Shelter	6	42	6
Section 8 Housing Choice Vouchers	6	37	13